



# SIRENA 78

Preliminary Catalog



SIRENA YACHTS



**THE SIRENA 78 TURNS THE IDEA OF A  
DO-EVERYTHING YACHT INTO REALITY.**  
*CHOOSE YOUR OWN COURSE*





## CHOOSE YOUR OWN COURSE

The Sirena 78 offers creative enhancements that signal an even more rapid evolution of design and innovation to improve the on-the-water experience. She effectively advances the idea of the cruising yacht by delivering a combination of interior comfort and a wide range of efficient performance. Her construction and finish meet at the intersection of advanced technology and craftsmanship, just as they did for her stablemates in the Sirena line, and yet the Sirena 78 takes next-generation thinking into every curve and corner of her design. It starts with the design, which boasts several options for the flybridge, a feature that has evolved as a hallmark element of the line. The flybridge is a key element on nearly all Sirenas, thanks to the space and views it makes available, as well as the overhang that provides delightful shade for the afterdeck.



 **SIRENA 78**











## THE LUXURY OF CHOICE

The Sirena 78 takes the flybridge several steps further into the concept, and it starts with enormous windows that allow the natural light and views, yet block wind, spray, and weather. First off, there's the luxury of choice: Owners can opt for an open flybridge, a semi-enclosed one, or a fully enclosed design, and each offer specific attributes.



## PROTECTION FROM THE ELEMENTS

While this enclosure adds to the already impressive interior space on the yacht, there are several details that really set it apart, including large windows that open.

## WELCOMING THE SEA BREEZE

The open flybridge is an undeniable pleasure center, when conditions are fair and the days are sunny. The robust hardtop provides a wealth of features as well as shade and shelter.







## ALL CHOICES ARE THE RIGHT CHOICE

NO MATTER WHICH DESIGN  
IS CHOSEN, THE FLYBRIDGE  
CREATES WELCOMING  
GATHERING SPACES WITH  
MEMORABLE VIEWS FOR  
FAMILY AND FRIENDS  
TO ENJOY AN EXCITING  
CRUISE TOGETHER.



# 78

## INNOVATIVE THINKING CREATES UNFORGETTABLE EXPERIENCES

The Sirena 78 makes the most of a design that seems to ask the most creative question, “Why not?” and then apply innovative thinking to transcend the mundane and obvious and arrive at a truly special yacht.

### INSPIRATION

The light, airy material and color choices of this design soothe the senses and invite the environment in. The indoor/outdoor feeling seems to disappear due to the natural transition of sunlight and indoor experience.

The pale and light gray colors almost give you a ZEN-like feeling...

The tranquility of the color scheme brings peace and contemplation.

At the same time, it challenges you to go out and explore...


### SERENITY

The light honey-colored wood and soft semi-gloss lacquer embrace you as you enter the salon. This warm and inviting atmosphere makes you feel right at home. Accents of cognac leather complete the warm and inviting look, creating the perfect atmosphere for making memories on the water with family and close friends.

### ELEGANCE

The bold dark wood and anthracite lacquer create a very masculine and energetic look without being heavy... A high contrast is created by the use of the finest white leathers and fabrics, resulting in an interior that feels stylish, yet contemporary and encourages you to push your limits... This modern look feels like an open loft and harmonizes with the colors of the yacht's exterior.





INSPIRATION

Cor D. Rover  
DESIGN  
©COR D. ROVER S.p.A.



## MASTER CABIN

THE IMPRESSIVE FULL-BEAM OWNER'S SUITE OFFERS A PRIVATE BATH AND DRESSING AREA. WITH A KING-SIZE BERTH, LARGE HULLSIDE WINDOWS, AND PLENTY OF STOWAGE, THE SIRENA 78 REINVENTS THE SPACE WITH A TWO-SEAT DINETTE FOR THE ULTIMATE PRIVATE EXPERIENCE FOR AN OWNER COUPLE.







## VIP CABIN





*Cor D. Rover*  
DESIGN  
© COR D. ROVER B.V.




*Cor D. Rover*  
DESIGN  
© COR D. ROVER B.V.

## TWIN CABIN

NATURAL LIGHT FROM A HUGE HULLSIDE WINDOW AND COMFORTING LINES OF SIGHT COMBINE TO CREATE A VERY HABITABLE GUEST SPACE FOR THE WAY PEOPLE RELAX AND UNWIND.







# MASTER CABIN







ELEGANCE



# MASTER CABIN





**LAYOUT OPTIONS**  
FLYBRIDGE LAYOUTS

**OPEN FLYBRIDGE**

**SEMI ENCLOSED FLYBRIDGE**

**FULLY ENCLOSED FLYBRIDGE**



**LAYOUT OPTIONS**  
MAIN DECK LAYOUTS

**OPEN FLYBRIDGE**

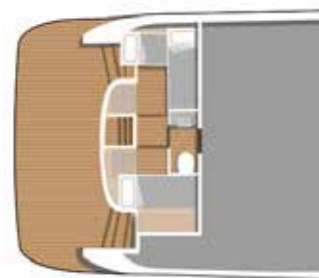
**SEMI ENCLOSED/ FULLY ENCLOSED FLYBRIDGE**





## LAYOUT OPTIONS

### LOWER DECK LAYOUTS



## Dimensions and Main Characteristics

Length Overall $L_{OA}$	25m / 82'
Hull Length $L_H$ ISO 8666 (Net GRP-Swim platform excluded)	22,1m / 72' 5"
Waterline Length $L_{WL}$ ISO 8666	21,5m / 70' 5" (@full load)
Hull Beam $B_{Hmax}$ ISO 8666	6,5m / 21' 3"
Draft - $T_{MAX}$ ISO 8666	1,73m / 5' 7" (@full load)
Loaded Displacement $D_{ass}$ - mLDC ISO 8666	82,4 tonnes / 181660 lbs
Height Above the Waterline $H_a$ ISO 8666	6,9m / 22' 6" (without equipment on top)
Light Craft Condition Mass - $m_{LCC ISO 8666}$	70,8 tonnes / 156087lbs
Diesel Tank Capacity	9000lt / 2378gal
Fresh Water Tank	1800lt / 476gal
Black Water Tank Capacity	800lt / 211gal
Gray Water Tank Capacity	800lt / 211gal
Cabins	4 + 1 (crew cabin)
Beds	8 + (3 crew)
Heads	4 + 1 (crew head)
Building Material	GRP / Carbon hybrid fiber
Hull Type	Semi-Displacement
Exterior Styling & Concept	Frers Naval Architecture & Engineering
Interior Decor	Cor D. Rover Design Studio
Hull Design	Frers Naval Architecture & Engineering
Engines	MAN V12 1400 HP x 2 MAN V12 1550 HP x 2 (optional) MAN V12 1800 HP x 2 (optional)
Marine Gears	ZF 2000 V ZF 2050 V (optional)
Reduction Ratio	2,467:1
Transmission	V drive
Propeller Diameter (max)	990mm / 39"
Max Speed*	23,1 knots (with 1400 HP engine)* 24,2 knots (with 1550 HP engine)* 25,7 knots (with 1800 HP engine)*
Cruising Speed	16 knots
Economy Cruising Speed	9 knots
Consumption @ Cruising Speed 16 kn*	240 lt/hr / 63 gal/hr
Consumption @ 9 kn*	49 lt/hr / 13 gal/hr
Range @ 10 kn (inc. 10% reservoir)*	Approx. 1490 NM
Certification	CE Category A

(\*)NOTE: All performance specified in the table above are design data and applies to a standard configuration boat (standard equipment installed as per this standard list) with clean keel, propellers, and rudders. Furthermore, the performance levels indicated above have been defined under good sea and wind conditions (Beaufort Scale level 1, Douglas Scale level 1, ambient  $T < 25^\circ$ , seawater  $T = 15^\circ$ , atmospheric  $P = 103250$  Pa) with 2 people on board, 25% fuel, and fresh, grey and black water tanks empty. Different or harsher sea conditions and additional selected optional equipment may affect the performance.









**SIRENA YACHTS**

TR

Turkey, Headquarters

+90 212 219 74 74

Abdi İpekçi Cad. Ada Apt. No: 22/18

K: 5 34367 Nişantaşı / İstanbul

[sales@sirenayachts.com](mailto:sales@sirenayachts.com)

[www.sirenayachts.com](http://www.sirenayachts.com)

SIRENA MARINE